
Mapping spaces for making

28.02.2018 - 11.03.2018 | Ten days collective fieldwork
in Shanghai and Shenzhen, China

During the last decades, the cities of Shanghai and Shenzhen have witnessed the emergence of new industrial spaces that have radically transformed the ways objects and technologies are produced.

More recently, stakeholders of a growing maker movement have gradually become interested by this gigantic production infrastructure. In parallel, government policies started promoting technological innovation as the new engine of national economic development and global outreach.

Mapping spaces for making is a research initiative that aims at documenting the encounters between these multiple dynamics around the production of objects and technologies in four cities in China: Beijing, Chengdu, Shanghai and Shenzhen. This project is led by the Institute for Area and Global Studies at the Ecole Polytechnique Fédérale de Lausanne (Switzerland). Since 2016, a team of anthropologists, economist and geographer has been conducting fieldwork on-site and reviewing industrial and innovation policies.

Record change

We conduct on-site investigations of urban spaces for making through an archaeology of existing objects, stories and medias.

Reality-check

We work with local stakeholders to (in)validate research hypotheses and analyses made from previous observations and existing literature.

Explore representations

We use different approaches to map, visualize and organize our observations and information. We use new representations to explore unseen dimensions and meanings.

Restitution

We share the outcomes of the analysis with the aim of generating new objects, discourses, narratives, discussions, feedbacks and improvements.




Collective fieldwork for each city

3-5 days experimental fieldwork

1 day event of public restitution

From February 28 to March 10 2018, a team of ethnographers, makers, media archaeologists, designers, architects, geographers and artists used their knowledge and tools to map out the stories of making in the cities of Shanghai and Shenzhen. The Shanghai leg took place from February 28 to March 2 with a public restitution on March 3. The Shenzhen leg took place from March 6 to 9 with a final event on March 10.

Each workshop ended with the production of a series of maps and documents that were presented during a public event.



The team comprises 4 members from EPFL, 1 member from HEAD Genève and 1 member from Polytechnic of Turin. We bring together several perspectives ranging from social sciences, economics, architecture and design for an interdisciplinary interpretation of local realities.

Clément Renaud
Monique Bolli
Florence Graezer Bideau
Marc Laperrouza
Anaïs Bloch
Emanuele Protti

A set of questions that frame our collective reflection on the topics of urban studies, design sociology, anthropology, politics and economics. In particular:

How to define the Chinese maker movement and its spaces?

- What types of makerspaces exist?
- How does the profile of these spaces reflect local urban ecosystems?

How to visualize political changes in the maker movement?

- Through visualization and mapping, we seek to understand the role makerspaces play in the formation of a new transnational elite.
- How do these spaces lead to accumulation of cultural and social capital and knowledge in strategic areas?
- How are horizontal networks of makers articulated with vertical institutional forces such as corporations, markets and governments?

What are the economics of makerspaces?

- How are makerspaces relating to innovation policies at different government levels?
- How sustainable are the business models of makerspaces?

What are the similarities and differences between the Chinese and other national and transnational maker movements?

- What are the core values of these movements?
- What are the main projects?

- Who is involved?
- Which communities evolved with them?
- What kind of events are organized around this topic?
- What words are used in Mandarin Chinese to express the ideas of making?

Is the Chinese maker movement a model to export?

- What is the *imaginaire* of this ecosystem in China and around the world?
- What are the existing projects, exchanges and dialogues between different actors?
- To what extent can the Chinese makerspace ecosystems be exported?

How to document industrial temporary / disappearing / transforming places?

- Through the analysis of the relation between fast changing realities and industrial cultures, we aim to investigate how to map the trajectories of cities' development.
- What is the role of new spaces of making in the transformation of the city?
- How to map the way fast changing realities affect the use of spaces?
- What are the relations between making and living in the Chinese context?
- What is the role of space in the construction of community groups based on the culture of making?

How to understand repair / refurb networks in China?

- By looking at the different types of knowledge and interactions in repair and innovation sites (repair shops and makerspaces), we aim to observe the practices surrounding used electronic devices in China with a particular focus on the mobile phone repair and resale markets.
- What kind of repair practices exist and how do they develop in China?
 - What are the links between spare parts and second-hand component markets in China and Europe?
 - How do Chinese and Swiss mobile repair cultures compare?
 - Are there any differences in the know-how between the repair shops and the makerspaces?



A great thank you for the support we got for the workshops:

swissnex China sponsored the catering of the two events organized in the framework of this fieldwork.

Xspace provided the space for the workshop and the restitution in Shanghai.

Shenzhen Center for Design provided the space for the workshop and the restitution in Shenzhen.

We would also like to thank:

Michelle Poon for presenting her new book in Shenzhen.

Our friends and the communities of innovation who warmly welcomed the team in Shanghai and Shenzhen.

Qu Hongyuan for her precious support.

This research project is funded by the Swiss National Fund Foundation.

Methodology


Fieldwork has been conducted in Shanghai, Shenzhen, Chengdu and Beijing since summer 2016. It has allowed us gain a deeper understanding of the specific realities of these urban spaces.

For the Shanghai and Shenzhen workshops, we have included a designer and an architect to broaden our approaches and enrich the observations. The whole process allowed us to fine-tune the analysis.

The tools we present and use in the following pages helped us to understand better the dynamics of makerspaces and their communities in China. The team produced pictures, images, interviews, discussions, drawings and maps.


Participative workshops allowed us to present our findings, confront them and readapt our interpretations.

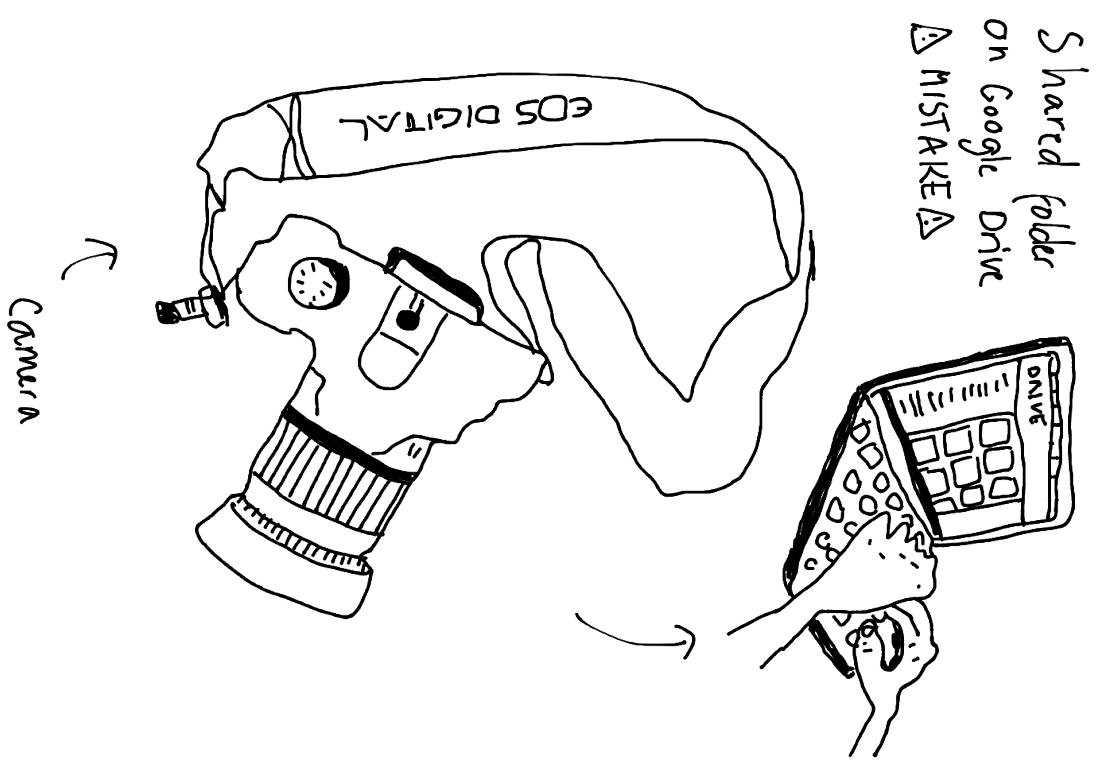
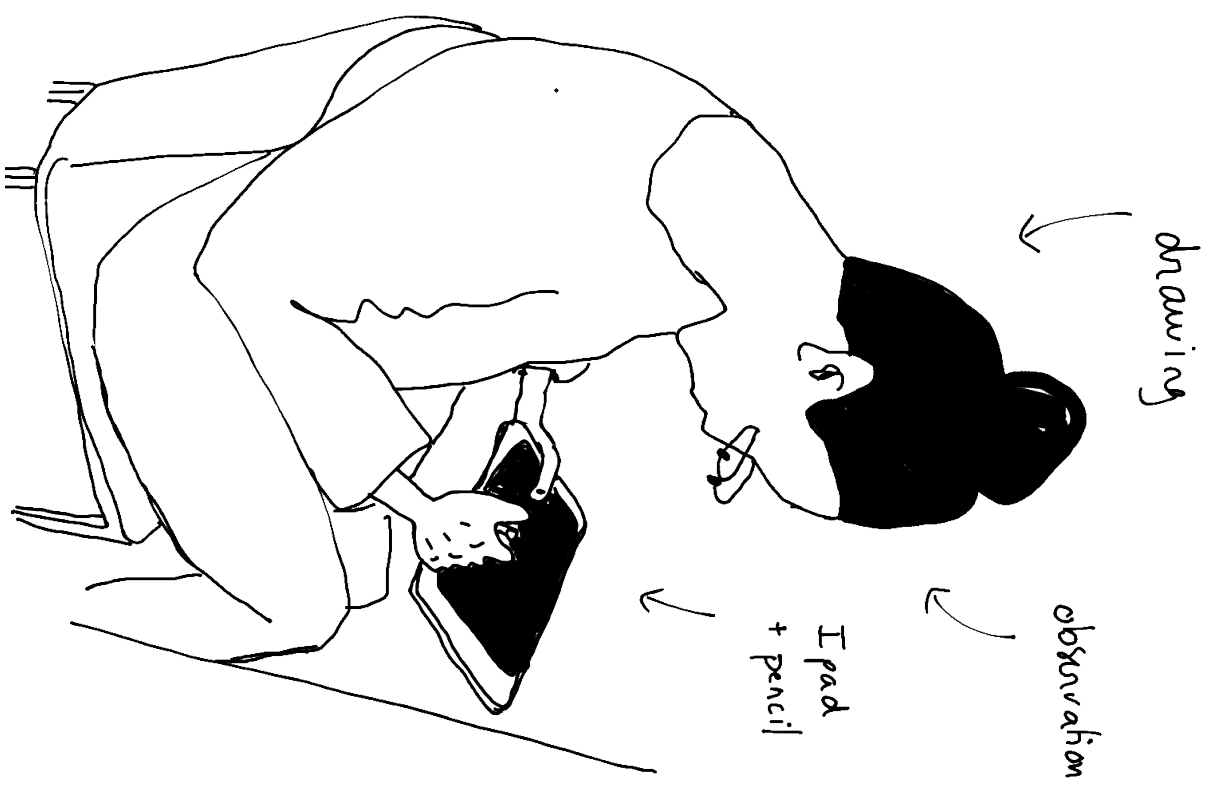
Several methods were used to foster dialogue and enlarge the network.



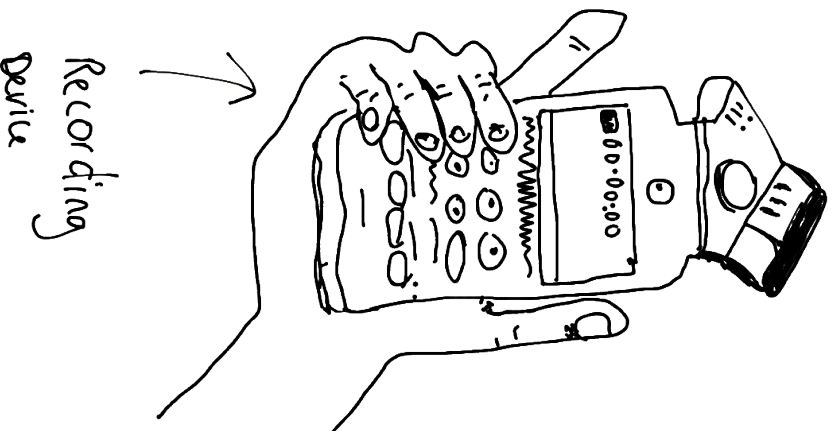


Concentration






la la la




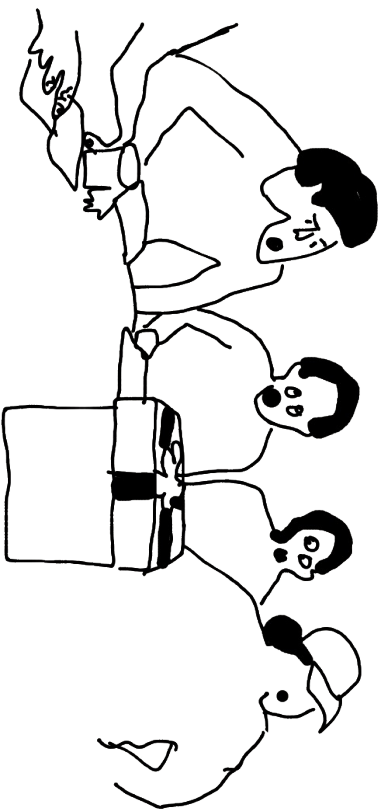
Recording Device

Notbook



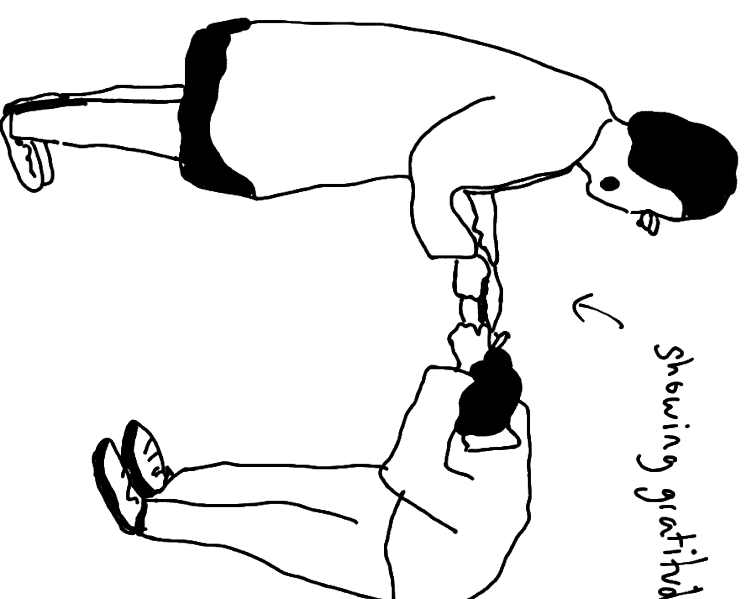
pen

Human centred
empathy


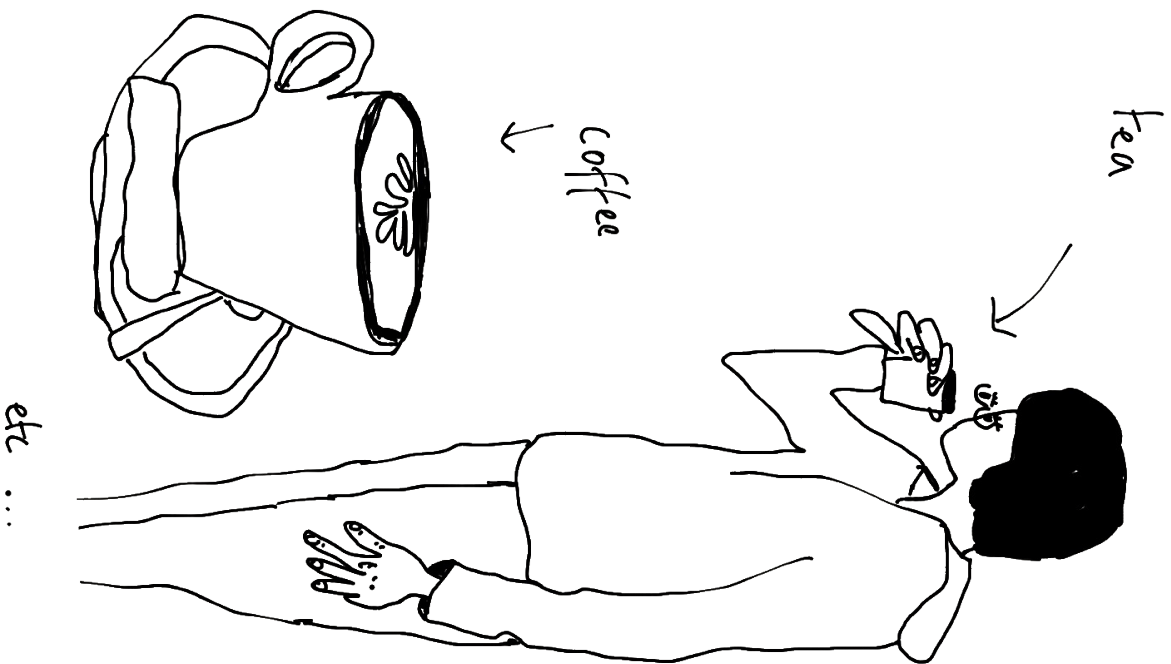


chocolate

showing gratitude







Mapping Spaces for Making

Welcome to the Mapping Spaces for Making book.

The present online book is an attempt to collect, map, visualize and publish observations and findings about spaces for making in China. It was started in March 2018 in the cities of Shanghai and Shenzhen.

Read & comment this online book

You can read everything online at <https://zine.makemakers.space>.

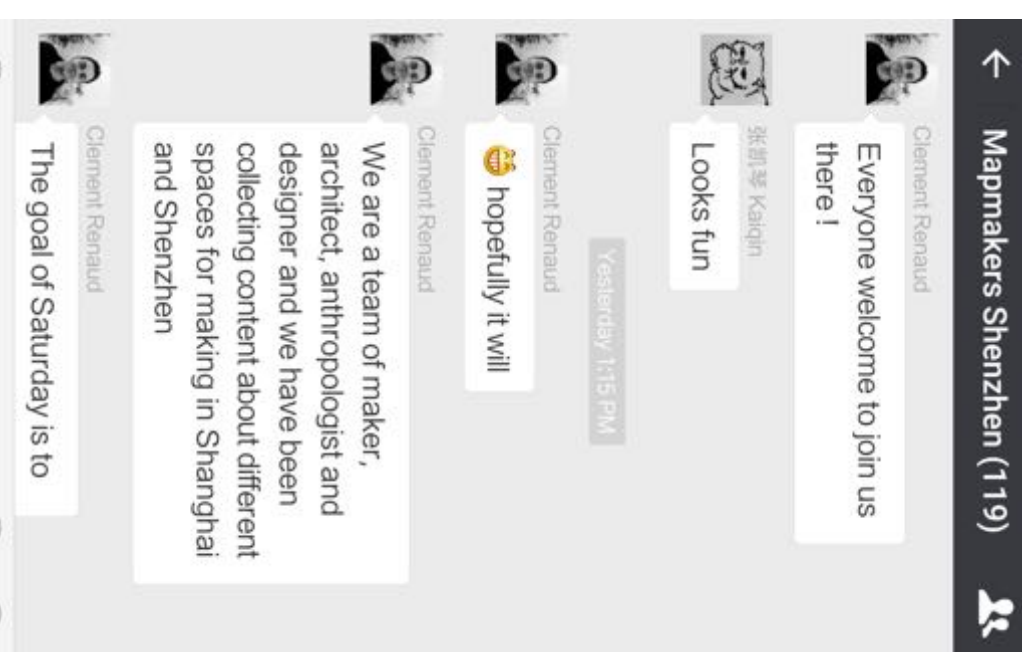
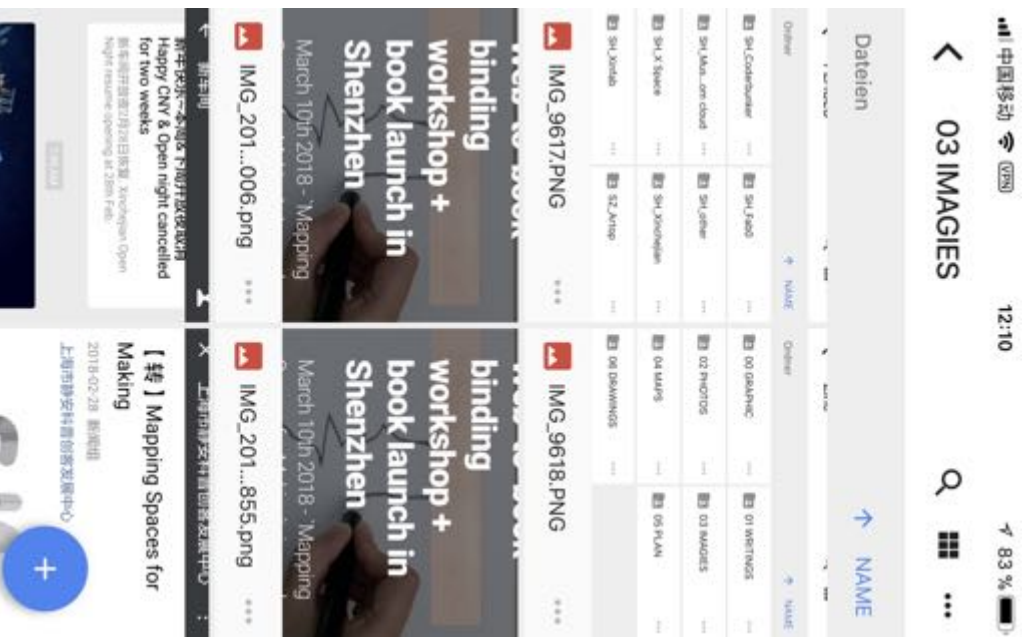
You can comment and discuss what is written here directly by clicking on a paragraph.

Write and contribute to this book

We are looking for original contributions regarding your own experience with making. Check the TODO list to find some inspiration about what you can contribute. You can also read more about writing in the [How to Write](#) section.

Join the conversation

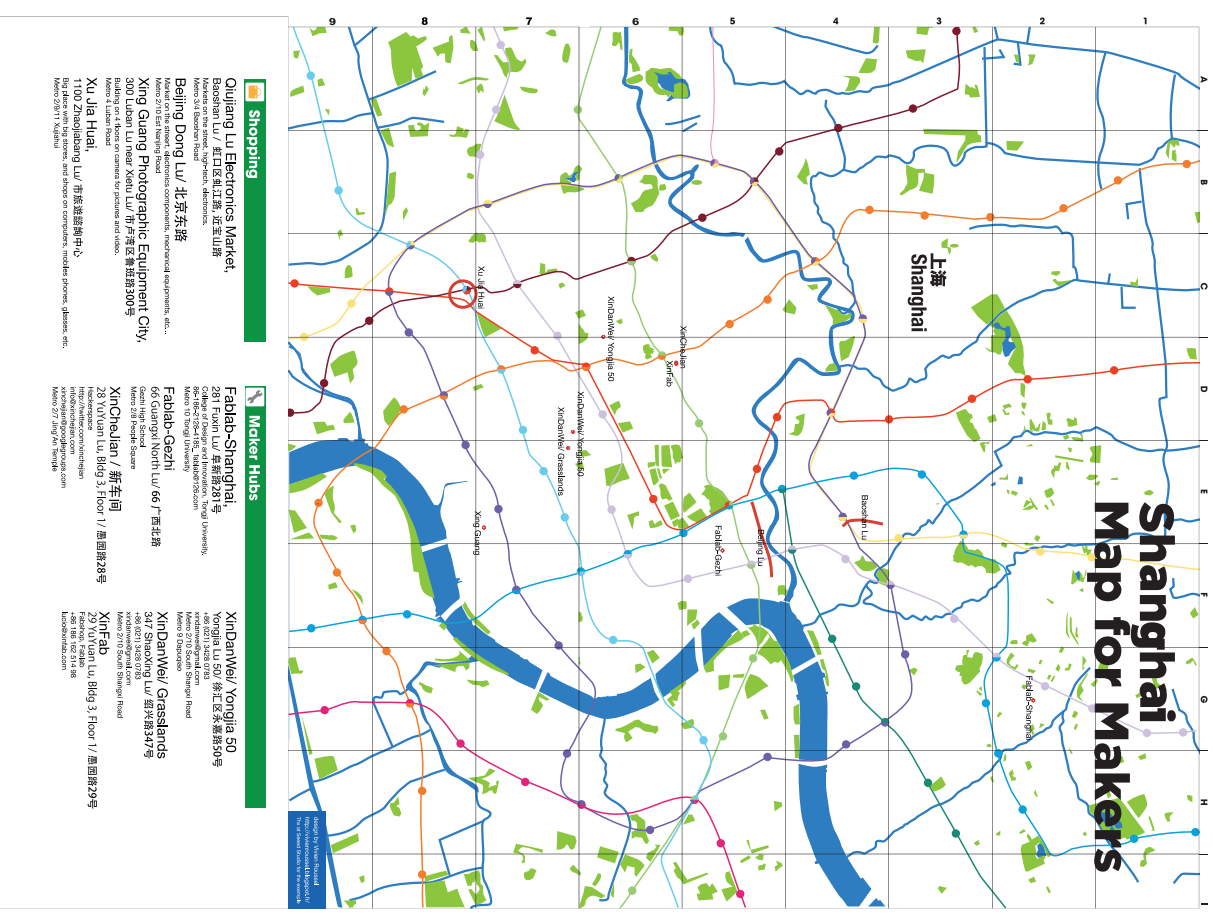
You can join the conversation on WeChat by using the QR Code below. Feel free to invite your friends and whoever may be interested in the topic here.







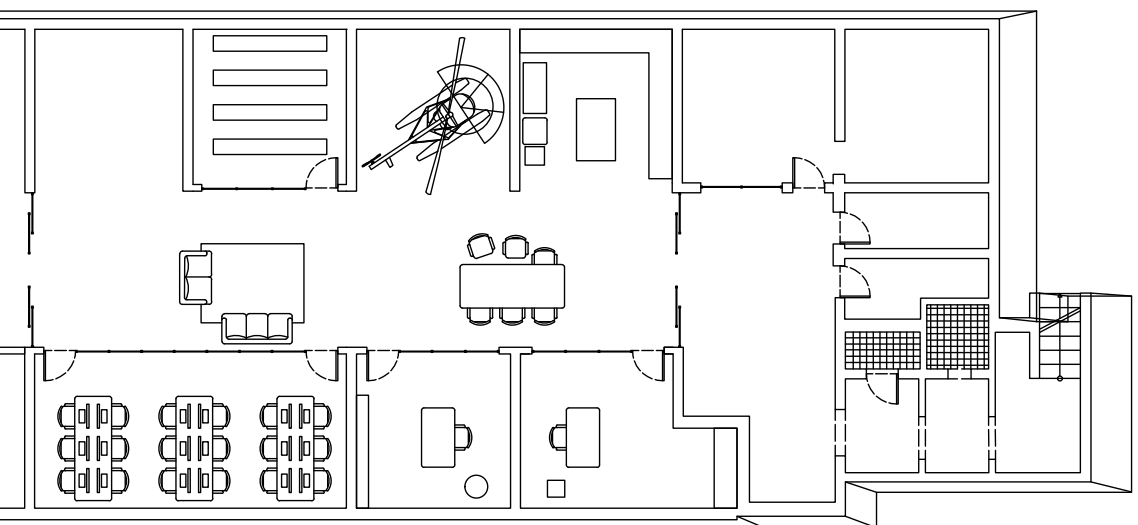
Fieldwork

- 新车间
Xinchejian
Building 3, 28 YuYuan East Rd,
JingAn District
- 国家级众创空间
Mushroom cloud
B1, Aiku Space, Boyun Road No.111,
Pudong New District
- 新FAB
XinFab
静安区康定东路45弄5号102室
Shanghai, Kangding East Road, Lane 45,
Building 5, Room 102 – Jing' an District
- Coderbunker
徐汇区番禺路1199弄3号 (地下)
Shanghai, 1199 Panyu Road,
building 3, underground
- 数制”工坊-上海站
Fablab O - Shanghai
No.281 Fuxin Road, College of
Design and Innovation,
Tongji University
- Xspace
江宁路77号3楼, 近奉贤路
Shanghai, 3/F, 77 Jiangning Lu,
near Fengxian Lu

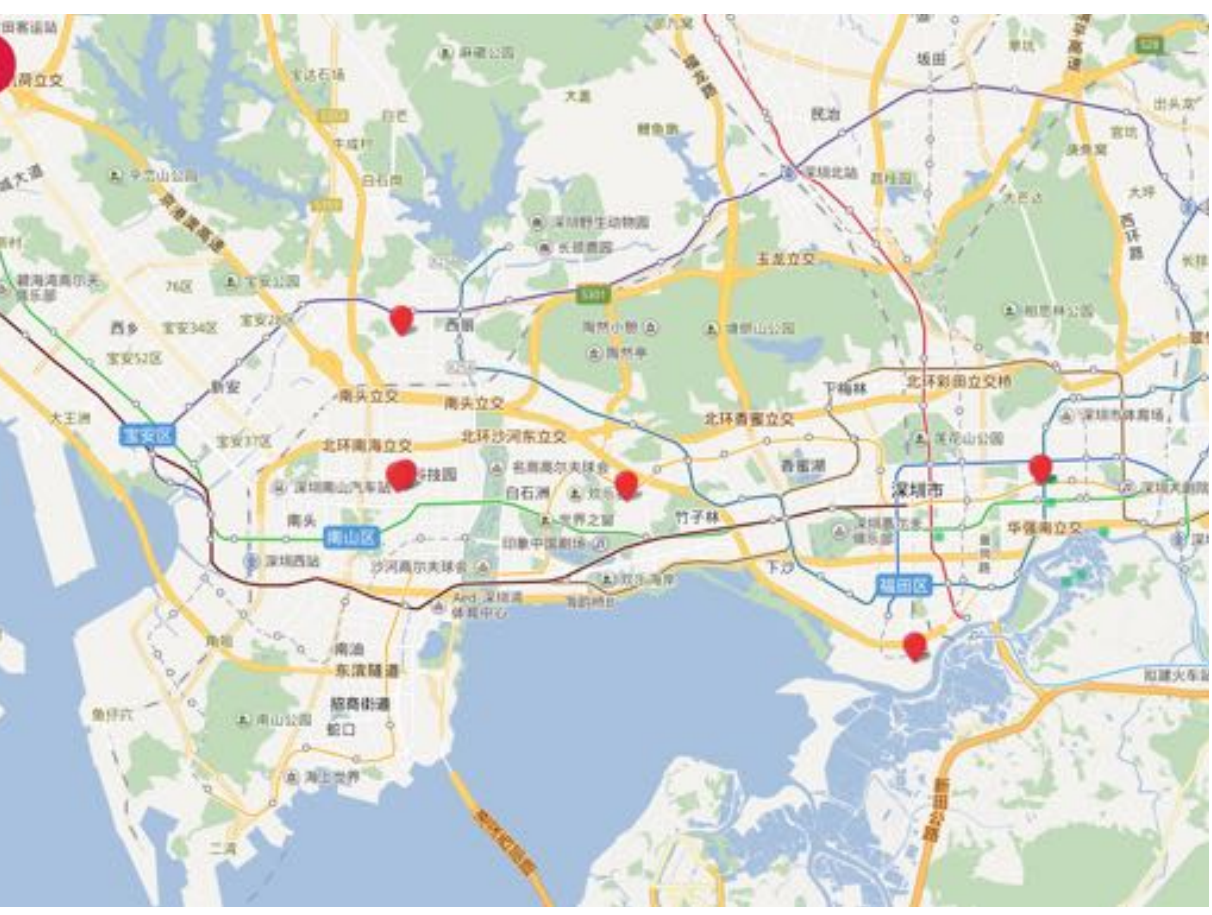











- 华强北
- Huaqiangbei
- 深圳开放创新实验室
- SZ01L
- 福田区紫荆道, B4, 531-532
- Room 531-532, Building B4, Funian Square,
- Shihua Road, Sino-Finnish Design Park,
- Futian Bonded Zone
- x.factory
- 万科云设计公社 深圳市南山区, B608
- B608, Design Commune, Vanke Cloud City,
- Dashi 2nd Road, Nanshan District
- 深港城市\建筑双城双年展
- Bi-City Biennale of Urbanism\Architecture (UABB)
- 南头古城, Nantou Old Town
- Artop Group
- 南山区南山大道3838深圳设计产业园
- Artop Building (T), Industrial Design Park No. 3838 Nanshan
- Road, Nanshan District
- 深圳市城市设计促进中心
- Shenzhen Design Center
- 上梅林中康路8号雕塑院圆筒
- Shangmeilin, Zhongkang Road 8, Futian district














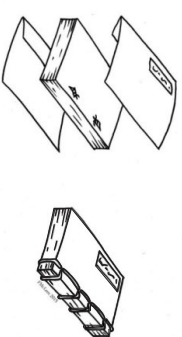
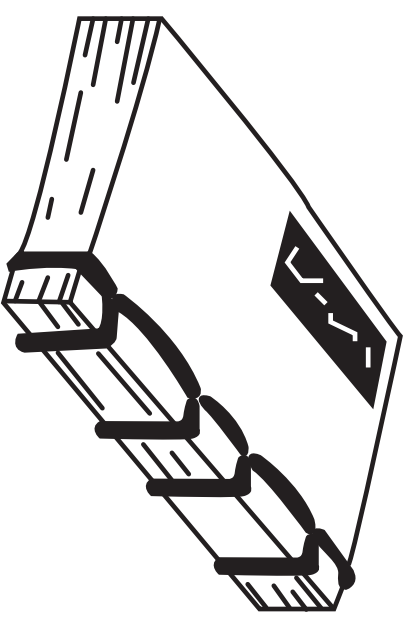


Workshops

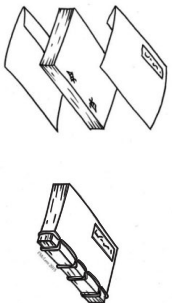




Book binding



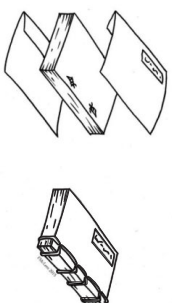
1



2

3

4



5

6

海岛

新来的人感到味觉失灵
风速太快
到处都是漩涡
地面上没有坚固的风景
地面惹你发笑
海岛也在坍塌
人们聚在一个塑料纸壳的里面
在地下戴着发光的眼镜
除了讨论手机零件
人们伪装起来像一些飞行的鼯鼠
切碎的海平面把所有人连接起来
幸存者下降并触摸到层积岩的瞬间
我们拥抱着宣布找到了制造奇迹的山羊
那时海岛变得透明
似乎浮冰将成为永恒的家
我们来到同一座桥上
但是通过沙漠来辨别彼此
黑色的雾中我们织网
这一次导航定位在电线缠绕的人造心脏
在最高的楼顶
人们再次失重

Design & illustrations

Anais Bloch
Emanuele Protti

Edition

Clément Renaud
Monique Bolli
Florence Graezer Bideau
Marc Laperrouza
Anais Bloch
Emanuele Protti

Sponsored by



瑞士联邦政府科技文化中心

Supported by



